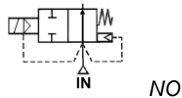


Media: slight acid – alkali – water - gas
 Pressure range: 0.5 to 10 Bar max
 Media temperature: -10°C to +80°C
 Ambient temperature: +5°C to +60°C
 Media viscosity: 50 centistokes max
 Mounting: coil upright



2/2 Delrin

3/8 – 1 1/2

NORMALLY OPEN

2 WAY SERVO ASSISTED

0.5 – 10 Bar

TYPE NOPA



PRESSURE

Ø Port BSP	Ø Orifice (mm)	Flow Kv Ltr/Min	Pressure Rating (Bar) ΔP		Seals	Max Media Temp. °C	Part Number
			Min	Max			
3/8	15	64.4	0.5	10	FKM EPDM NBR	80	NOPA14V + voltage NOPA14E + voltage NOPA14N + voltage
1/2	15	64.4	0.5	10	FKM EPDM NBR	80	NOPA15V + voltage NOPA15E + voltage NOPA15N + voltage
3/4	20	133	0.5	10	FKM EPDM NBR	80	NOPA20V + voltage NOPA20E + voltage NOPA20N + voltage
1	25	188.8	0.5	10	FKM EPDM NBR	80	NOPA25V + voltage NOPA25E + voltage NOPA25N + voltage
1 1/4	35	371.8	0.5	10	FKM EPDM NBR	80	NOPA35V + voltage NOPA35E + voltage NOPA35N + voltage
1 1/2	35	371.8	0.5	10	FKM EPDM NBR	80	NOPA40V + voltage NOPA40E + voltage NOPA40N + voltage

OPTIONS

IP67 (EN60529:1991+A1:2000) UL & CSA Approved Coil & IP65 Connector PG11 – DIN 43650 A
 Silver Shading Ring (NOPAXXX + S + voltage)
 * VST, Neoprene, Silicone, ECO, HNBR or Ectypon Seals

ELECTRICAL DATA

	Voltage (-10% + 10%) Continuous duty 100%	Coil	Power Consumption		Insulation class	Enclosure	Electrical connection
			Inrush	Holding			
~	24 - 110 - 230 - 380 (50 or 60 Hz)	WPG2	18.7VA	15.3VA	H 180°C	IP 65 with connector	3 spades DIN 43650 DIN 40050 VDE 0110
=	12 - 24 - 48 - 125 (DC)		18 Watts				

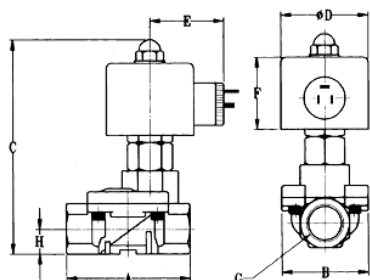
CONSTRUCTION

Body: Poly-acetate
 Tube and Spring: 304 Stainless Armature: 430F Stainless other internal parts 316 Stainless
 Moulded coil: Resin

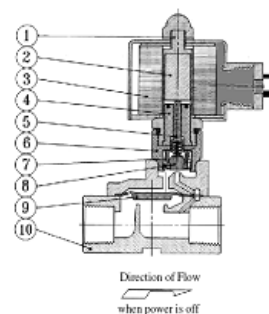
REPAIR KIT

Diaphragm	SP + Valve Part Number -DIAPHRAGM
Coil	WPG2 + voltage
Armature + seal	SP + Valve Part Number -ARMATURE

OVERALL DIMENSIONS



1	Tube	Stainless
2	Slide Block	Stainless
3	Coil	Brass Wire
4	Armature Core	Stainless
5	Sliding link	Stainless
6	Joint	Stainless
7	Spring	Stainless
8	Seals	NBR, EPDM, FKM
9	Valve Body	P.O.M.



Model	A	B	C	D	E	F	Kg
NOPA14	73.5	48	128	40	65	38	1.32
NOPA15	73.5	48	128	40	65	38	1.32
NOPA20	104	90	147	40	65	38	1.6
NOPA25	104	90	147	40	65	38	1.65
NOPA35	120	120	170	40	65	38	1.8
NOPA40	132	120	170	40	65	38	1.85