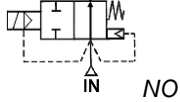


Media: Water or Non-Corrosive Fluid
 Pressure range: 0.7 to 10 Bar max
 Media temperature: -5°C to +100°C
 Ambient temperature: 0°C to +60°C
 Media viscosity: 50 centistokes max
 Cycle life: 500,000 cycles
 Opening / Closing Time: 3-5 Sec



2/2 Ductile Iron Epoxy

DN50 – DN300
 NORMALLY OPEN
 2 WAY SERVO ASSISTED
 0.7 – 10 Bar
 TYPE NOBFE-DE



PRESSURE

Ø Port PN16	Ø Orifice (mm)	Flow Kv L/Min	Pressure ΔP		Seals	Part Number
			Min	Max		
DN50	50	1072.5	0.7	10	NBR (80°C) *FKM (100°C)	NOBFE50DE + seal + voltage
DN65	65	1501.5	0.7	10		NOBFE65DE + seal + voltage
DN80	80	2002	0.7	10		NOBFE80DE + seal + voltage
DN100	100	3718	0.7	10		NOBFE100DE + seal + voltage
DN125	125	5577	0.7	10		NOBFE125DE + seal + voltage
DN150	150	7865	0.7	10		NOBFE150DE + seal + voltage
DN200	200	14300	0.7	10		NOBFE200DE + seal + voltage
DN250	250	22880	0.7	10		NOBFE250DE + seal + voltage
DN300	300	31460	0.7	10	NOBFE300DE + seal + voltage	

OPTIONS

IP65 Coil & Connector PG11 – DIN 43650 A and manual over ride ATEX 22003EX Coil: ATEX EExmIT4 II 2G & 2D IP65 T130°C Other flange options ANSI150Lb, JIS10K, JIS20K, PN10, PN20 Other custom options, seals and sizes available upon request	Included TBA
---	-----------------------------------

ELECTRICAL DATA

Voltage (-10% +10%) Continuous Duty 100%	Coil	Power Consumption		Insulation Class	Enclosure	Electrical Connections
		Inrush	Holding			
~ 24 - 110 – 230 (50 or 60 Hz)	31400	48VA	26VA	H 180°C	IP65 With connector	3 spades DIN 43650A DIN40050 VDE0110
= 12 – 24 - 48		14 to 20 Watts				

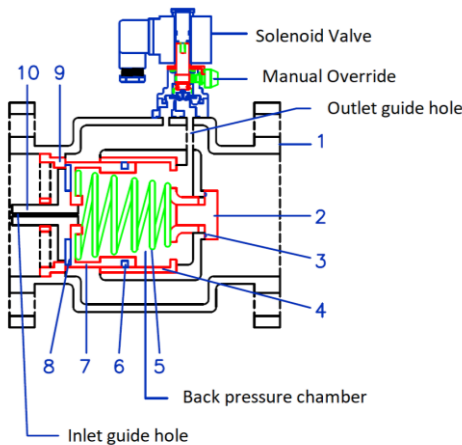
CONSTRUCTION

Body: Ductile Iron with Epoxy Coating (Pressure tested to 32 Bar)
 Piston, Seat & Shaft: Bronze
 Bolts: Brass
 Spring: Stainless steel
 Ports: Flanged PN16 RF
 Seals and gaskets: NBR or Special FKM
 Control pipe work circuit & fittings: Copper & Brass

REPAIR KIT

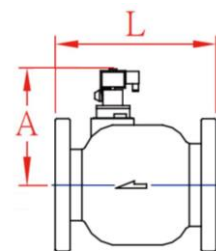
Body Seal Kit	BFE + Port + seal material - KIT
Solenoid Valve Controller	BFE-NO + seal – M13 + voltage

OVERALL DIMENSIONS



No	Description	Material
1	Main Body	Ductile Iron
2	Cylinder Bolt	Ductile Iron
3	O Ring	NBR or FKM
4	Cylinder	Bronze
5	Spring	SUS304
6	U Ring	NBR or FKM
7	Piston	Bronze
8	Sealing	NBR or FKM
9	Seat	Bronze
10	Shaft	Bronze
11	Pilot Solenoid Valve	Brass

Port	L	A	Kg
DN50	190	185	10.7
DN65	210	190	13.7
DN80	225	205	16.7
DN100	250	217	22.7
DN125	280	240	33.7
DN150	310	255	42.7
DN200	420	295	85.7
DN250	470	330	151
DN300	530	365	201



Flange(BFE)